

REMINGTON®
style

Straightener 210



SI400

REMINGTON®
style

Straightener 210



Thank you for buying your new Remington® product.
Before use, please read these instructions carefully and keep them in a safe place for future reference.



PRODUCT FEATURES

- A. Ceramic coated plates
- B. High heat 210 °C
- C. Ready to use in 30 seconds
- D. 1.8m swivel cord
- E. Multivoltage: For use at home or abroad.
When used at 120V the heat up times and temperatures may vary.



3 year guarantee



INSTRUCTIONS FOR USE

- ▶ Before use, make sure hair is clean, dry and tangle-free.
- ▶ Plug in the unit and slide the on/off switch, the LED indicator will glow and the styler will be ready to use in approximately 30 seconds.
- ▶ For extra protection and best results, section hair prior to straightening and spray with heat protection spray. Always straighten the lower layers first.
- ▶ Run the straightener through the entire length of the hair, without stopping.
- ▶ Repeat only twice per section to prevent hair damage.

GB

D

NL

F

E

I

DK

S

FIN

P

SK

CZ

PL

HUN

RU

TR

RO

GR

SL

HR

CRO

AE



IMPORTANT INSTRUCTIONS

- ▶ Due to the extreme heat capabilities of this styler, extra care should be taken when using.
- ▶ While heating, during use and cooling, place on a flat, smooth, heat-resistant surface. Only hold unit at the end of the handle.
- ▶ This is a high performance product, avoid frequent use to prevent damage to hair.
- ▶ Please note regular use of styling products may deteriorate the coating.
- ▶ Do not scratch the surface, as this will deteriorate the effectiveness of the coating.



CLEANING AND MAINTENANCE

Ensure the unit is unplugged and cool. Wipe clean any build up of styling products with a damp cloth. Do not use an abrasive cleaning fluid to clean, as damage will occur.



SAFETY CAUTIONS

WARNING – FOR ADDITIONAL PROTECTION THE INSTALLATION OF A RESIDUAL CURRENT DEVICE (RCD) WITH A RATED RESIDUAL OPERATING CURRENT NOT EXCEEDING 30mA IS ADVISABLE. ASK AN ELECTRICIAN FOR ADVICE.

WARNING – THIS APPLIANCE MUST NOT BE TAKEN INTO A BATHROOM. IT SHOULD NOT BE USED NEAR BATHTUBS, SHOWERS, BASINS OR OTHER VESSELS CONTAINING WATER OR OTHER LIQUIDS.



This product is not suitable for use in bath or shower.

THE STYLER SHOULD BE UNPLUGGED FROM MAINS SUPPLY WHEN NOT IN USE.

- ▶ Do not leave the styler unattended when switched on.
- ▶ Allow the styler to cool down before storage.
- ▶ Do not immerse in water or other liquids.
- ▶ Do not place styler on soft material e.g. carpet, bedding, towels, rugs etc.
- ▶ Always ensure the voltage to be used corresponds to the voltage stated on the unit.
- ▶ This appliance can be used by children aged from 8 years and above and persons with reduced physical, sensory or mental capabilities or lack of experience and knowledge if they have been supervised/instructed and understand the hazards involved. Children shall not play with the appliance. Cleaning and user maintenance shall not be done by children unless they are older than 8 and supervised. Keep the appliance and cable out of reach of children under 8 years.
- ▶ Do not use any attachments with this styler, other than those supplied by Remington®.

- ▶ Avoid allowing any part of the hot plates to contact the face, neck or scalp.
- ▶ Do not wrap the cord around the unit. Check cord regularly for any sign of damage.
- ▶ This product is not intended for commercial or salon use.
- ▶ Damaged cords can be dangerous. If the supply cord of this unit becomes damaged, discontinue use immediately and return the appliance to your nearest authorised Remington® service dealer for repair or replacement in order to avoid a hazard.
- ▶ Special tools are required for any examination, adjustment or repair. Unqualified repair work could lead to hazardous conditions for the user.
- ▶ We do not accept responsibility for damage to the product, persons or other items(s), caused by misuse, abuse or non-compliance with these instructions.

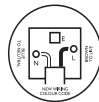


WIRING INSTRUCTIONS UK Plugs Only

This product is fitted with a BS1363 plug fused at 13A. If the plug is unsuitable, it should be disconnected and an appropriate plug fitted as detailed below. If it is necessary to replace the plug fuse, use only fuses that are approved to BS1362, rated at 13A. If in doubt consult a qualified electrician.

The wires in the mains lead are coloured in accordance with following code:

BLUE - NEUTRAL
BROWN - LIVE



As the colours of the wires in the mains lead of this appliance may not correspond with the coloured markings identifying the terminals in your plug, proceed as follows:

The wire which is coloured BLUE must be connected to the terminal which is marked 'N' or coloured BLACK. The wire which is coloured BROWN must be connected to the terminal which is marked 'L' or coloured RED. Never connect either of the wires to the big EARTH terminal marked 'E' or coloured GREEN or GREEN AND YELLOW.



PROTECT THE ENVIRONMENT

Do not dispose the product in household waste at the end of its life. Disposal can take place at the Remington® Service Centre or appropriate collection sites.



For further information on recycling see www.remington-europe.com

GB

D

NL

F

E

I

DK

S

FIN

P

SK

CZ

PL

HUN

RU

TR

RO

GR

SL

HR

AE



ENGLISH



SERVICE AND WARRANTY

This product has been checked and is free of defects. We warrant this product against any defects that are due to faulty material or workmanship for the warranty period from the original date of consumer purchase. If the product should become defective within the warranty period, we will repair any such defect or elect to replace the product or any part of it without charge provided there is proof of purchase.



This does not mean an extension of the warranty period.

In the case of a warranty simply call the Remington® Service Center in your region.


This warranty is offered over and above your normal statutory rights.

The warranty shall apply in all countries in which our product was sold via an authorised dealer.

This warranty does not include damage to the product by accident or misuse, abuse, alteration to the product or use inconsistent with the technical and/or safety instructions required. This warranty shall not apply if the product has been dismantled or repaired by a person not authorised by us.



UNITED KINGDOM

 **+44 0800 212 438 (free call)**

Customer Service
Spectrum Brands (UK) Ltd
Fir Street, Failsworth, Manchester
M35 0HS

12/UK/S1400 Version 10/12 Part No. T22-33700
Remington® is a Registered Trade Mark of Spectrum Brands, Inc.,
or one of its subsidiaries

Spectrum Brands (UK) Ltd
Fir Street,
Failsworth,
Manchester M35 0HS

www.remington.co.uk

© 2012 SBI

